

YOUTH



LEVEL 2

BIBLE


LESSONS




LESSON 7



Esau and Jacob




When Isaac was forty years old, God blessed him with a beautiful wife named Rebekah. For twenty years, they could not have children. Isaac prayed to God about it and God answered his prayers. Rebekah would soon give birth to twins!



When the twin boys were born, they did not look alike. One of them was born red and hairy. His parents named him Esau. The other boy had smooth skin. He was named Jacob.

Parents: Explain to your child that Esau and Jacob would become the fathers of two different nations.




As the boys grew, Esau became a hunter and spent much of his time out in the woods. Jacob liked to live in tents and look after the sheep.



One day Esau came home from one of his hunting trips, very tired and hungry. He saw some soup that Jacob had just made. When Esau asked for some, Jacob said he could have some if he would sell his **birthright**. Since Esau thought he would die without the food, he could not see what good his right to his father's wealth would be. So Esau sold his birthright to Jacob for the soup.

Parents: Explain to your child what the birthright was and that Esau had it because he was the firstborn. Also explain why it was wrong for Jacob to ask Esau to sell his birthright for the soup, and why it was wrong for Esau to have sold it.



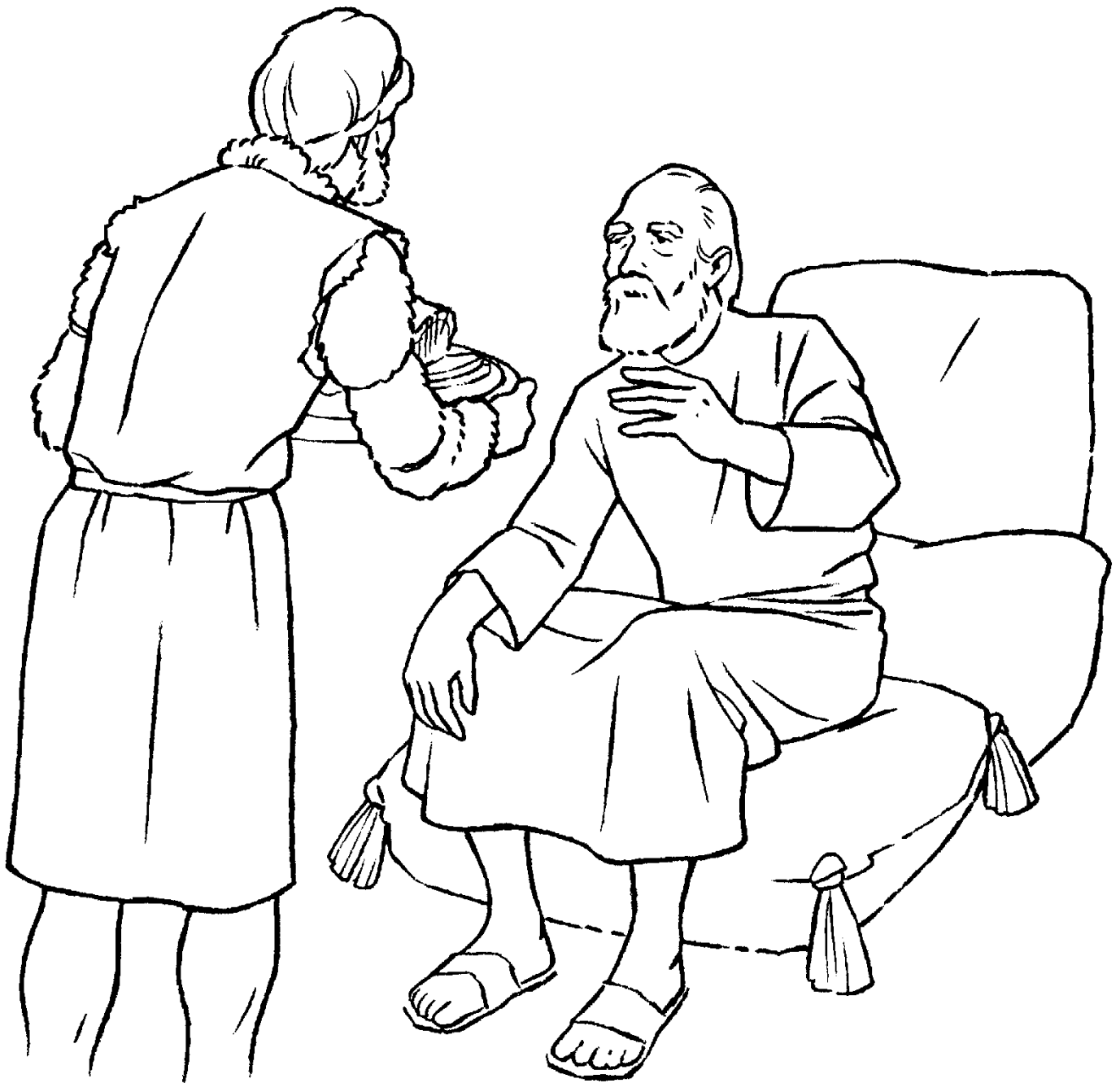
When Isaac was old and blind and thought he might die soon, he called Esau to him. “Go out and hunt some **venison** for one of my favorite meals,” Isaac said. “I will then bless you.” Rebekah heard what Isaac told Esau. She wanted Jacob, her favorite son, to receive the blessing instead.

Parents: Explain the meaning of venison. Also, ask your child why Isaac was going to bless Esau.



Rebekah wanted to trick Isaac into blessing Jacob while Esau was away. She first sent Jacob out to kill two young goats. She cooked the meat and then helped Jacob put the goat skins on his hands and neck so his skin would feel hairy like Esau's. They hoped this would make Isaac believe Jacob was Esau.

Parents: Ask your child why Rebekah wanted Jacob to receive the blessing. Explain why Jacob's and Rebekah's actions were wrong.



“Here is the meal you asked me for,” Jacob lied to his father. “Now bless me as you promised.”

“This is the voice of Jacob,” Isaac said. “Come closer that I may touch you.”



When Isaac touched Jacob's hands, he was sure they were Esau's. So when Isaac finished eating, he blessed Jacob. He said, "May God give you well-watered fields that will grow much food. Let people serve you and nations bow down to you. May a curse be on those who curse you and may a blessing be on those who bless you."

After the blessing, Jacob left his father. A few moments later, Esau returned with the meal he had prepared for Isaac. Esau was very angry when he learned that Jacob had tricked his father and stolen the blessing. Esau decided he would kill his brother after his father died.

Parents: Explain to your child the significance of the blessing and what it meant for Jacob's descendants.



Rebekah learned of Esau's plan to kill Jacob. She asked Isaac to send Jacob far away to find a wife where her brother Laban lived. Since Isaac did not want his sons to marry women from Canaan, he agreed.

Parents: Explain to your child why Isaac did not want his sons to marry women from Canaan.

COMMANDMENT CODE

To discover some of the Ten Commandments that were broken by tricking Isaac, figure out the math problems below and write the answers on the stone tablets. The answer shows the number of a commandment that was broken.

$$6 - 1 = \square + 3 = \square - 7 = \square + 4 = \square$$

$$2 + 3 = \square - 1 = \square + 3 = \square + 1 = \square$$

$$2 - 1 = \square + 8 = \square - 2 = \square + 2 = \square$$

$$5 - 5 = \square + 3 = \square + 6 = \square + 1 = \square$$

Parents: Explain these commandments to your child, and how they were broken by some of the people mentioned in this lesson.

EDITOR IN CHIEF: **Herbert W. Armstrong**

Produced in cooperation with Imperial Schools.
© 1983 Worldwide Church of God for the entire
contents of this publication.

BIBLE MEMORY Ephesians 6:1-3

SCRAMBLED NAMES

Unscramble the following words to spell out the names
of the people you learned about in this lesson.

AIACS

— — — — —

COBAJ

— — — — —

USEA

— — — — —

EKREAHB

— — — — —

BLANA

— — — — —

MYSTERY CODE

To discover the subject of our next lesson,
break the secret code below.

7 19 22 7 4 22 15 5 22 7 9 18 25 22 8 12 21

18 8 9 26 22 15 12 9 7 19 22 7 4 22 15 5 22

8 12 13 8 12 21 17 26 24 12 25

A B C D E F G H I J K L M N O P Q R S T U V W X Y Z
26 25 24 23 22 21 20 19 18 17 16 15 14 13 12 11 10 9 8 7 6 5 4 3 2 1
