


YOUTH



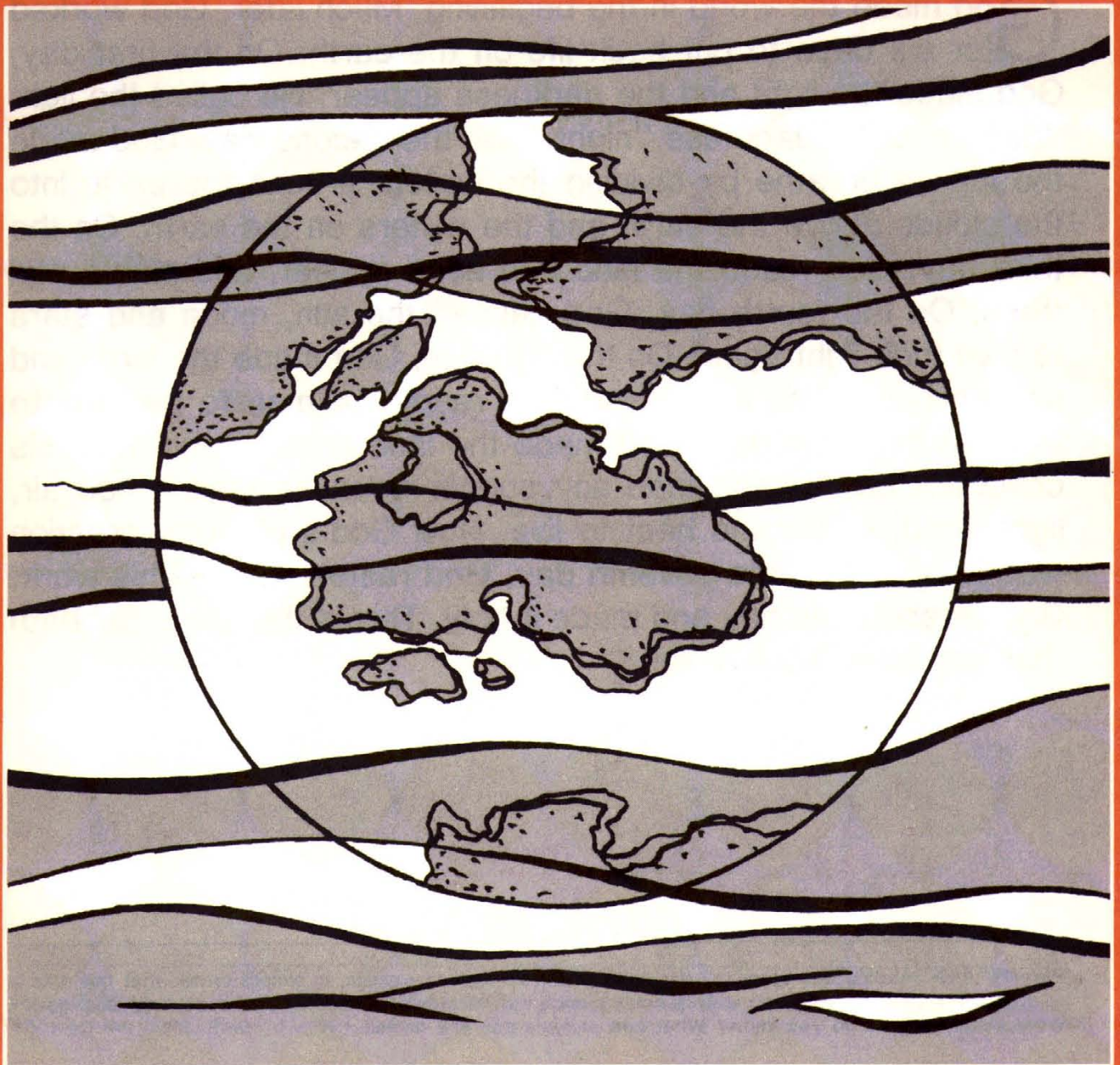
LEVEL 1

BIBLE

LESSONS



LESSON 1



Creation

CREATION

God made the world in the beginning. Much later, God worked for six days to put back life on the earth. On the first day, God made the light and the darkness appear. He called the light “day” and the darkness “night.” On the second day, God made the air we breathe by dividing the waters around the earth into the clouds above the earth and the waters on the earth. On the third day, God made the land and seas appear, and plants and trees. On the fourth day, God caused the sun, moon and stars to give their light again. On the fifth day, God made the birds and sea animals. Now everything was ready for man to be able to live. On the sixth day, God made the land animals and man. He could not have made man any sooner because man needs air, light, food, water and heat to live. Now God’s physical creation was finished. On the seventh day, God rested from all his work. God blessed this day and made it holy. This is the same Sabbath that we keep each week.

Parents: After reading this story to your child, you may wish to explain, in simple terms, that this was a re-creation. Prompt discussions with questions such as: What are some of the land animals God made? What kinds of birds do you know? What sea animals can you name?




Day and night

Parents: Instruct your child to cut out pictures from a magazine showing the daytime, with other pictures showing the night. Paste the pictures on this page.




Air we breathe

Parents: Have your child color the pictures. Discuss why air is needed.




Trees God made

Parents: Have your child color the pictures. Discuss the kinds of trees God made. Ask your child the following questions. What plants can you name? Why did God need to make land? What kinds of plants can you eat?




Sun, moon and stars

Parents: Have your child color the picture. Ask him or her the following questions. When do the stars come out? When do the sun and moon appear? Why did God make these things?




Birds

Parents: Have your child color the pictures. Ask him or her the following questions. What are the names of these birds that God made? What other kinds of birds did he create?



Sea animals

Parents: Have your child color the pictures. Ask him or her the following questions. What are the names of these sea animals God made? What are some of the other sea animals that you can name? Which sea animals are very small and which are very big?



Land animals

Parents: Have your child color the pictures. Ask him or her the following questions. What are the names of these animals? What other land animals did God make?

The Sabbath

Parents: Instruct your child to cut out pictures from a magazine showing people resting, and paste the pictures above. Discuss this special day that God set aside as a day of rest. Talk about specific ways we are to observe the Sabbath—in addition to resting.



What is this animal?

Parents: Ask your child the following questions. On which day of the first week did God make this animal? What is its name? Are people more important to God than animals?

PASTOR GENERAL: HERBERT W. ARMSTRONG

Published by the Worldwide Church of God and
produced in cooperation with Imperial Schools.
Copyright © 1981. All rights reserved.

BIBLE MEMORY

On the first day, God caused the light to appear.
On the second day, God divided the oceans from the clouds and cleaned the air.
On the third day, God caused the dry land to appear, and made plants and trees.
On the fourth day, God caused the sun, moon and stars to become visible.
On the fifth day, God made birds and sea animals.
On the sixth day, God made land animals and man.
On the seventh day, God made the Sabbath day by resting from His work.



Connect the dots, then help the chick
out of the egg.